


The Starbursting activity is a form of brainstorming that focuses on designing questions rather than answers.

Step 3 - Understand the issue
STARBURSTING

- 1) Draw or print out a large six-pointed star.
Place it on a whiteboard or large poster.
- 2) In the center of the star, write the title of your issue.
- 3) Write a one-word question on each star tip: what, what, where, when, why, how.
- 4) Brainstorm and write down questions that begin with the word at each point of the star. Try not to answer the questions yet!
- 5) Continue to brainstorm questions until you have at least three questions for each point of the star.
- 6) Once you have enough questions for discussion, begin to systematically answer the questions.
Jot down a short answer next to each question.

What ... ?




The Starbursting activity is a form of brainstorming that focuses on designing questions rather than answers.

Step 3 - Understand the issue
STARBURSTING

- 1) Draw or print out a large six-pointed star.
Place it on a whiteboard or large poster.
- 2) In the center of the star, write the title of your issue.
- 3) Write a one-word question on each star tip: what, what, where, when, why, how.
- 4) Brainstorm and write down questions that begin with the word at each point of the star. Try not to answer the questions yet!
- 5) Continue to brainstorm questions until you have at least three questions for each point of the star.
- 6) Once you have enough questions for discussion, begin to systematically answer the questions.
Jot down a short answer next to each question.

Where ... ?




The Starbursting activity is a form of brainstorming that focuses on designing questions rather than answers.

Step 3 - Understand the issue
STARBURSTING

- 1) Draw or print out a large six-pointed star.
Place it on a whiteboard or large poster.
- 2) In the center of the star, write the title of your issue.
- 3) Write a one-word question on each star tip: what, what, where, when, why, how.
- 4) Brainstorm and write down questions that begin with the word at each point of the star. Try not to answer the questions yet!
- 5) Continue to brainstorm questions until you have at least three questions for each point of the star.
- 6) Once you have enough questions for discussion, begin to systematically answer the questions.
Jot down a short answer next to each question.

Why ... ?




The Starbursting activity is a form of brainstorming that focuses on designing questions rather than answers.

Step 3 - Understand the issue
STARBURSTING

- 1) Draw or print out a large six-pointed star.
Place it on a whiteboard or large poster.
- 2) In the center of the star, write the title of your issue.
- 3) Write a one-word question on each star tip: what, what, where, when, why, how.
- 4) Brainstorm and write down questions that begin with the word at each point of the star. Try not to answer the questions yet!
- 5) Continue to brainstorm questions until you have at least three questions for each point of the star.
- 6) Once you have enough questions for discussion, begin to systematically answer the questions. Jot down a short answer next to each question.

How ... ?




The Starbursting activity is a form of brainstorming that focuses on designing questions rather than answers.

Step 3 - Understand the issue
STARBURSTING

- 1) Draw or print out a large six-pointed star.
Place it on a whiteboard or large poster.
- 2) In the center of the star, write the title of your issue.
- 3) Write a one-word question on each star tip: what, what, where, when, why, how.
- 4) Brainstorm and write down questions that begin with the word at each point of the star. Try not to answer the questions yet!
- 5) Continue to brainstorm questions until you have at least three questions for each point of the star.
- 6) Once you have enough questions for discussion, begin to systematically answer the questions.
Jot down a short answer next to each question.

Who ... ?



The Starbursting activity is a form of brainstorming that focuses on designing questions rather than answers.

Step 3 - Understand the issue
STARBURSTING

- 1) Draw or print out a large six-pointed star.
Place it on a whiteboard or large poster.
- 2) In the center of the star, write the title of your issue.
- 3) Write a one-word question on each star tip: what, what, where, when, why, how.
- 4) Brainstorm and write down questions that begin with the word at each point of the star. Try not to answer the questions yet!
- 5) Continue to brainstorm questions until you have at least three questions for each point of the star.
- 6) Once you have enough questions for discussion, begin to systematically answer the questions. Jot down a short answer next to each question.

When ... ?

